

Hartwick College Sexual Assault Campus Climate Survey Report

Hartwick College is deeply committed to equal opportunity and a tolerant, supportive learning environment. The College prohibits sex and gender discrimination, harassment, and violence and strives to educate all students and employees about and prevent acts that violate the College's [Sex Discrimination, Harassment and Misconduct Policy](#).

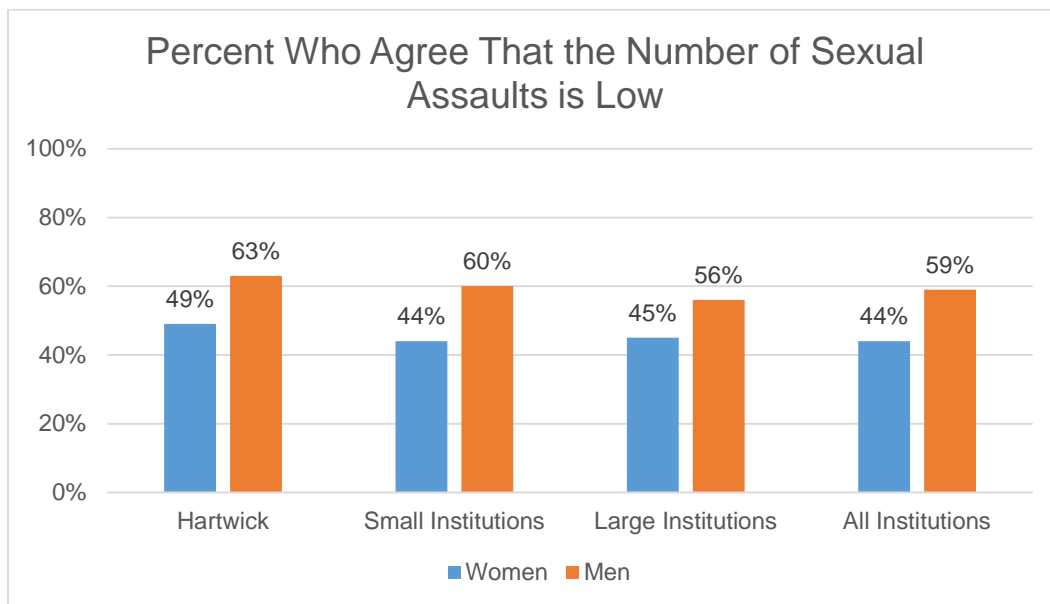
Hartwick College surveyed the student body during the spring of 2017 utilizing the HEDS Sexual Assault Campus Climate Survey instrument. This survey was administered by 75 small institutions (enrollment under 4,000) and 6 large institutions (enrollment over 4,000) in the 2015-2016 and/or 2016-2017 academic years. Hartwick's results are compared to the other institutions in many of the graphs and results shared below.

- Hartwick students who responded to the survey included 73% women, 25% men, and 2% other.
- Students responding from all institutions included 67.5% women, 30.6% men, and 1.9% other.

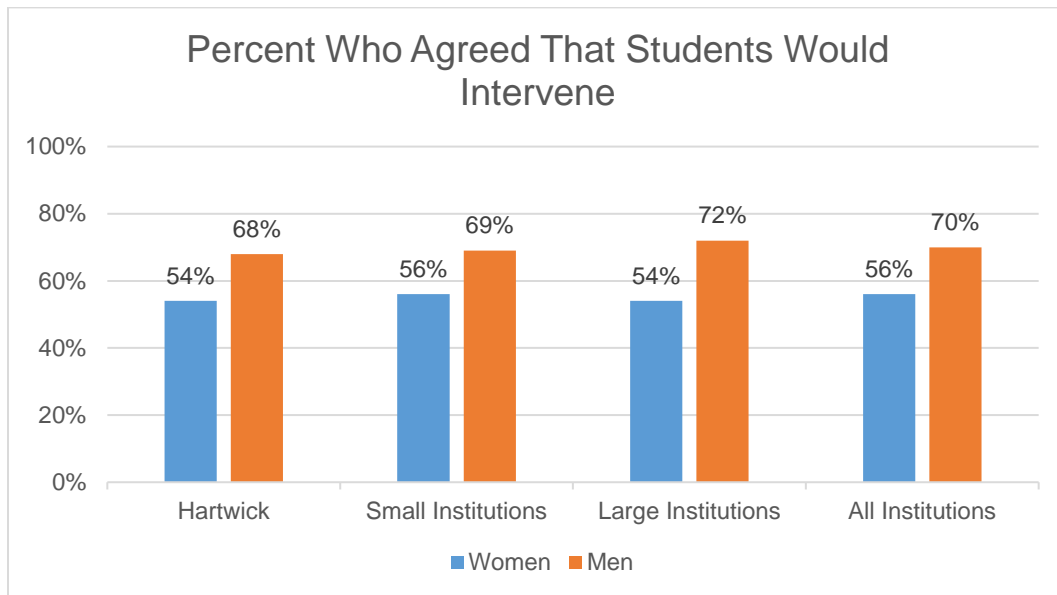
Perceived Risk of Sexual Assault

The HEDS survey asked students the extent to which they agreed with statements about their perceived risk of sexual assault. The results show the percentage of students who selected "Agree" or "Strongly Agree" with the statements below:

I believe that the number of sexual assaults that occur on campus, off campus at an event or program connected with Hartwick College, or at a social activity or party near campus is low.



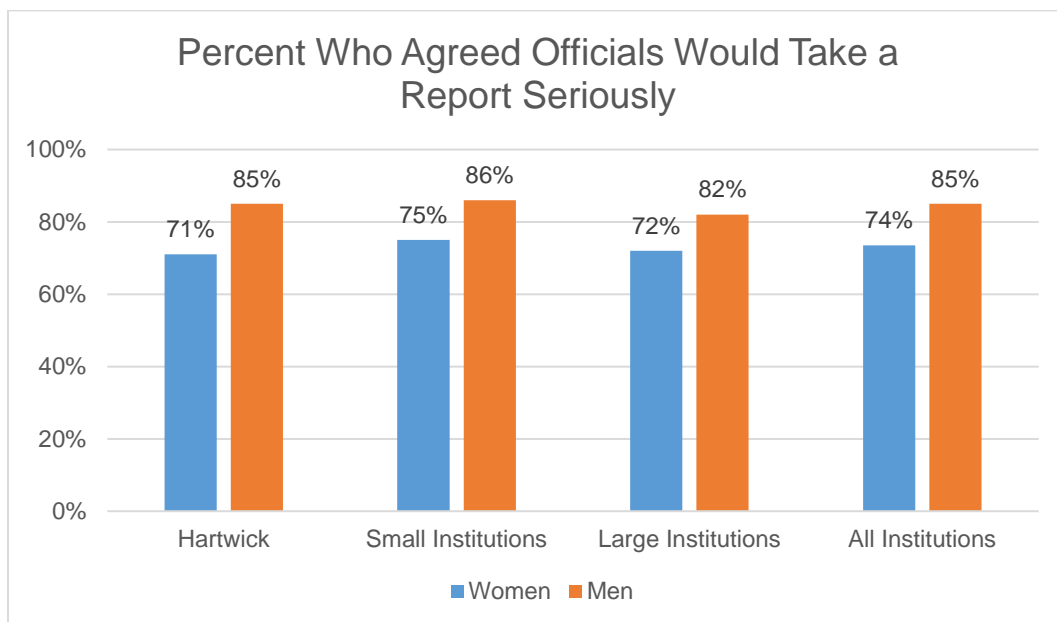
I believe that students at this institution would intervene if they witnessed a sexual assault.



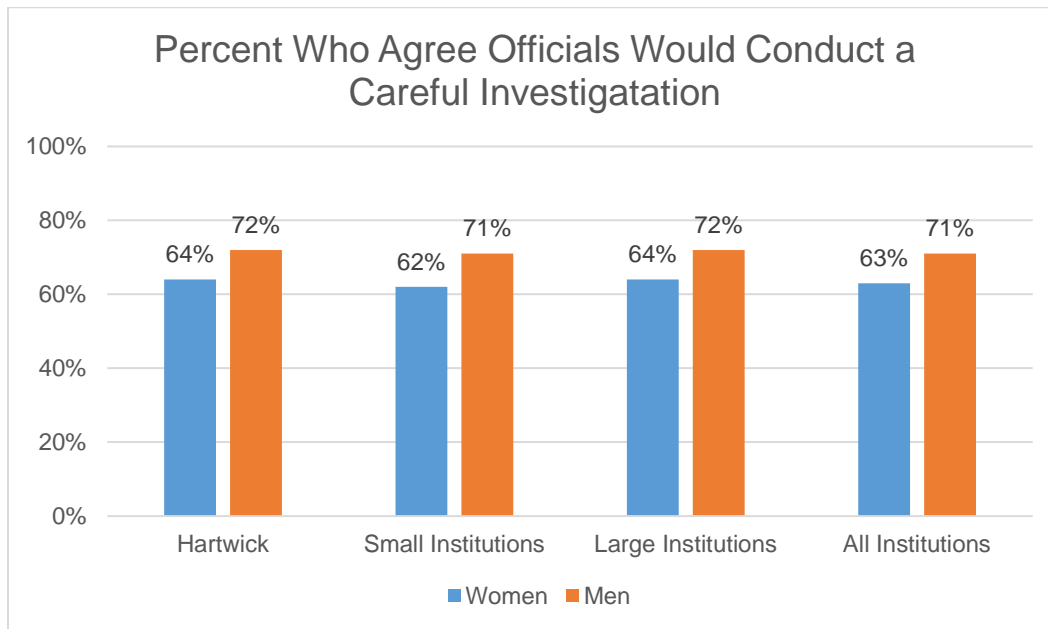
Perceptions of Institutional Response to Sexual Assault

The survey also asked students the extent to which they agreed with statements about what the institutional response might be if someone reported a sexual assault. We show the percentage of students who selected "Agree" or "Strongly Agree" on three of these statements below, comparing responses of women and men at Hartwick with the responses of women and men at other institutions.

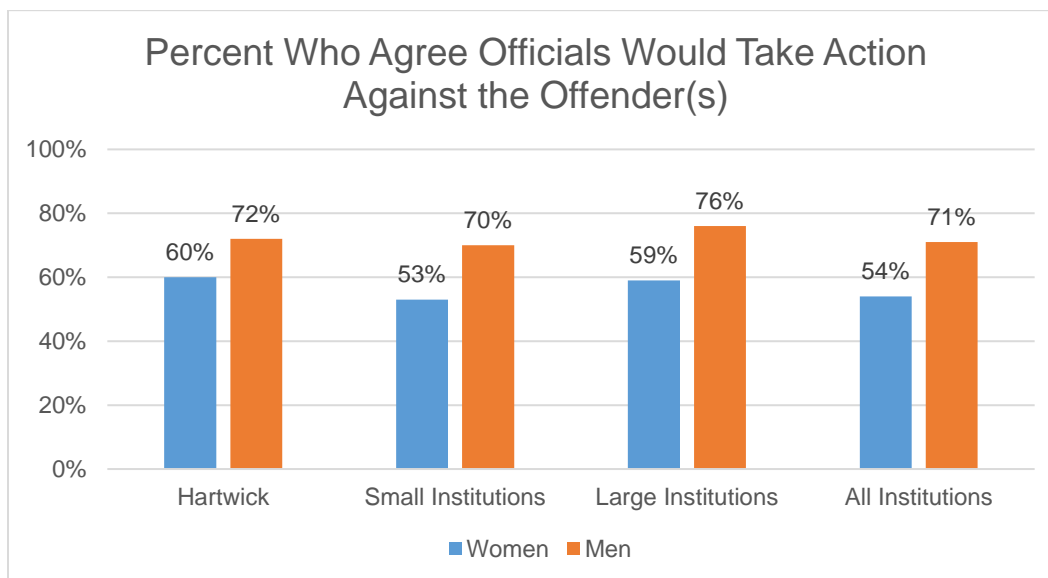
Campus officials would take the report seriously.



Campus officials would conduct a careful investigation in order to determine what happened.



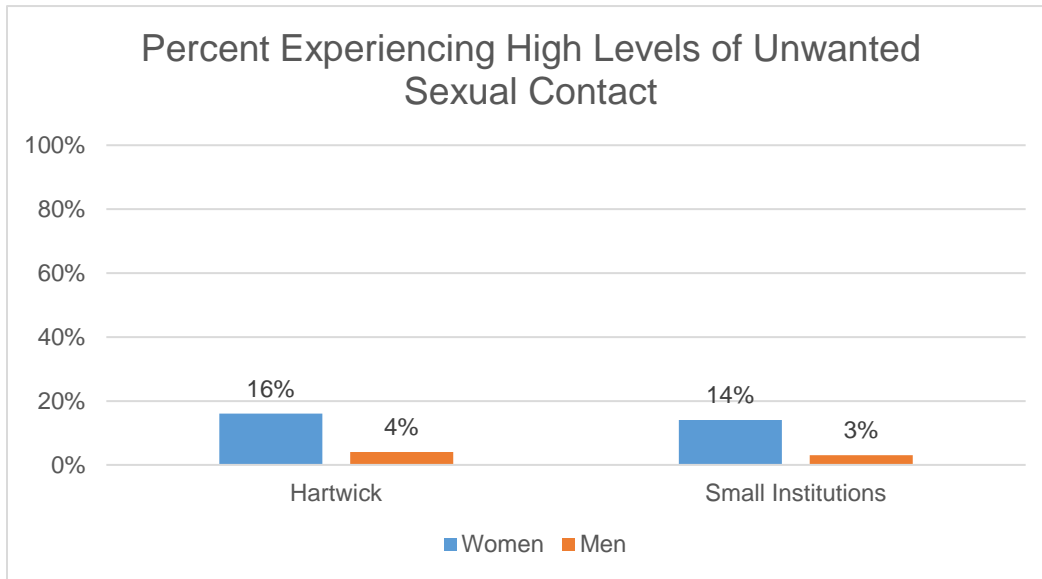
Campus officials would take action against the offender(s).



Unwanted Sexual Contact

The graph below depicts the percentage of women and men at Hartwick who experienced high levels of unwanted sexual contact compared to women and men at all small institutions. Students were designated as experiencing high levels of unwanted sexual contact when they reported that they experienced one or more of the following kinds of unwanted sexual contact "Often" or "Very often":

- Unwanted verbal behaviors – e.g., someone making sexual comments about your body or making unwelcome sexual advances
- Unwanted nonverbal behaviors – e.g., someone sending you sexual emails/texts, leering at you, or making lewd gestures
- Unwanted brief physical contact – e.g., someone engaging in any brief inappropriate or unwelcome touching of your body



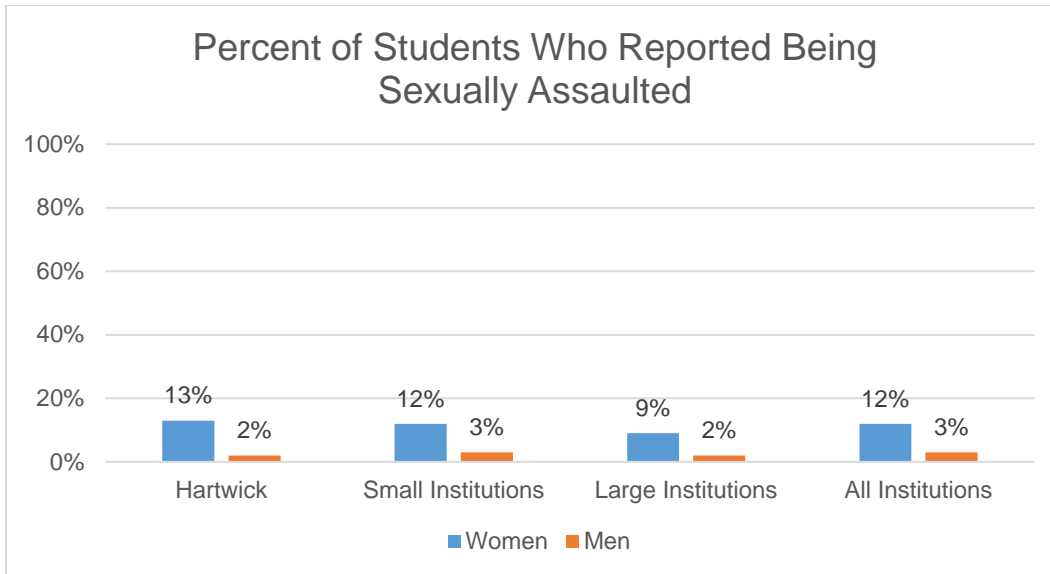
Sexual Assault

Prior to asking undergraduates about their experience with sexual assault, we provided them with the following descriptions of five kinds of sexual assault:

"When we ask about sexual assault, we are referring to five specific types of sexual contact, which you did not want or for which you did not give consent:

- Touching of a sexual nature (kissing you, touching of private parts, grabbing, fondling, rubbing up against you in a sexual way, even if it was over your clothes)
- Oral sex (someone's mouth or tongue making contact with your genitals, or your mouth or tongue making contact with someone else's genitals)
- Vaginal sex (someone's penis being put in your vagina, or your penis being put into someone else's vagina)
- Anal sex (someone's penis being put in your anus, or your penis being put into someone else's anus)
- Anal or vaginal penetration with a body part other than a penis or tongue, or by an object, like a bottle or candle"

The graph below compares the percentage of women and men at Hartwick who reported experiencing sexual assault with the percentage of women and men at other institutions who reported experiencing sexual assault.

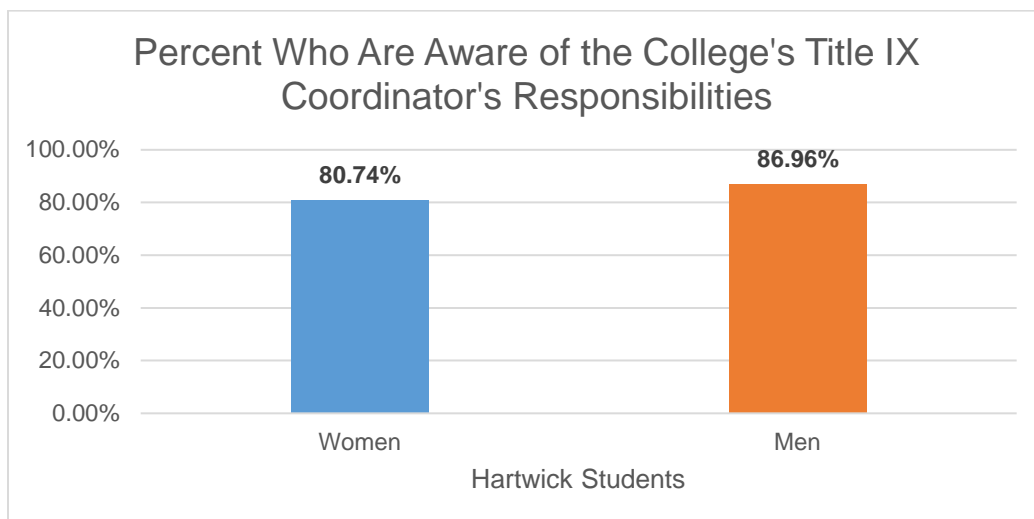


National statistics of the prevalence of sexual violence, stalking, and intimate partner violence as referenced in the National Intimate Partner and Sexual Violence Survey, United States, 2011, and reported by the CDC indicate:

- 19.3% of women and 1.7% of men have been raped in their lifetimes
- 43.9% of women and 23.4% of men experienced other forms of sexual violence during their lifetimes
- 15.2% of women and 5.7% of men have experienced stalking in their lifetimes
- Overall approximately **27.3%** (one in four) women and **10.8%** of men have experienced unwanted sexual contact during their lifetimes.

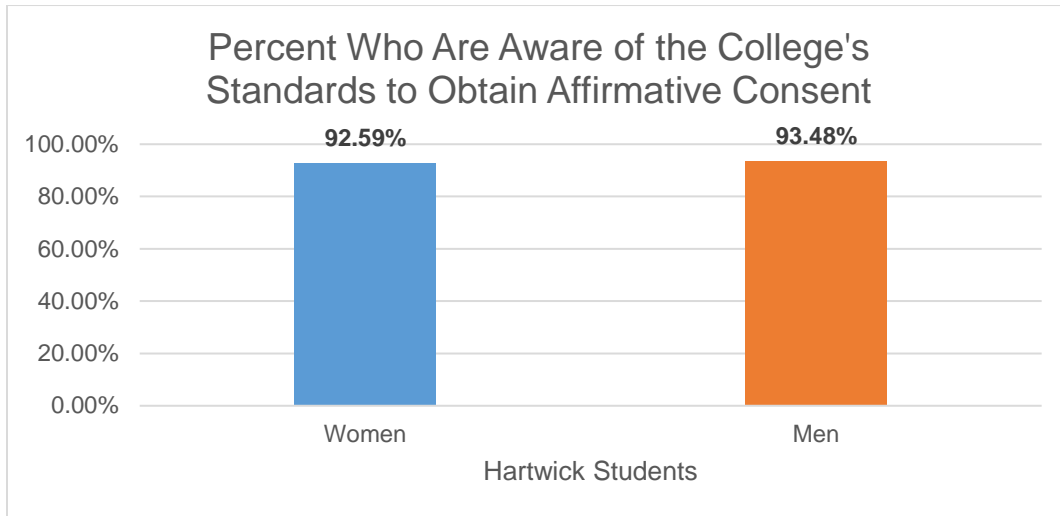
Title IX Coordinator

The Title IX Coordinator is responsible for coordinating the College's response to reports of sexual assault, domestic violence, dating violence, stalking and other forms of gender-based misconduct. The graph below compares the percent of men and women at Hartwick College.



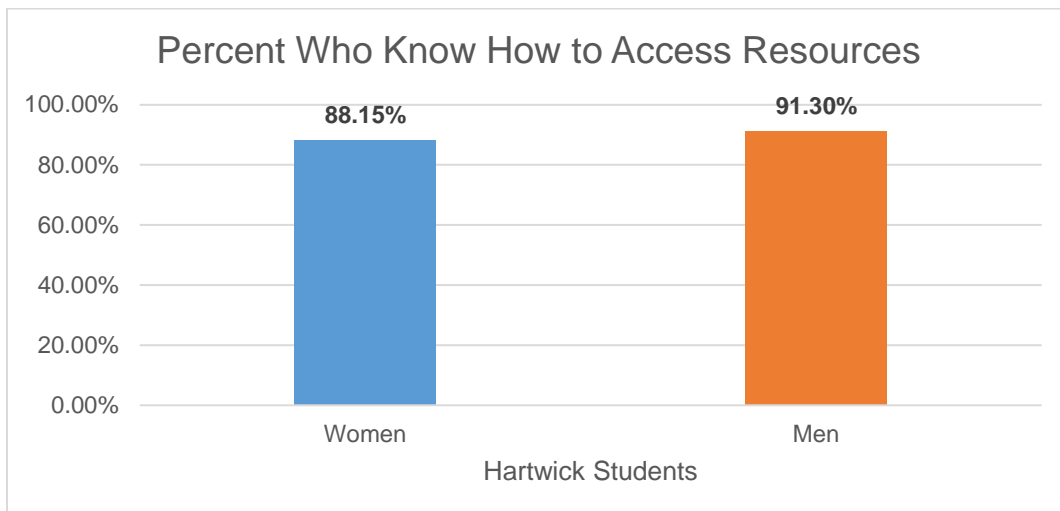
Affirmative Consent

Affirmative consent is a knowing, voluntary, and mutual decision among all participants to engage in sexual activity. Consent can be given by words or actions, as long as those words or actions create clear permission regarding willingness to engage in the sexual activity. Silence or lack of resistance, in and of itself, does not demonstrate consent. The definition of consent does not vary based upon a participant's sex, sexual orientation, gender identity, or gender expression. The graph below compares the percent of men and women at Hartwick College.



Resources

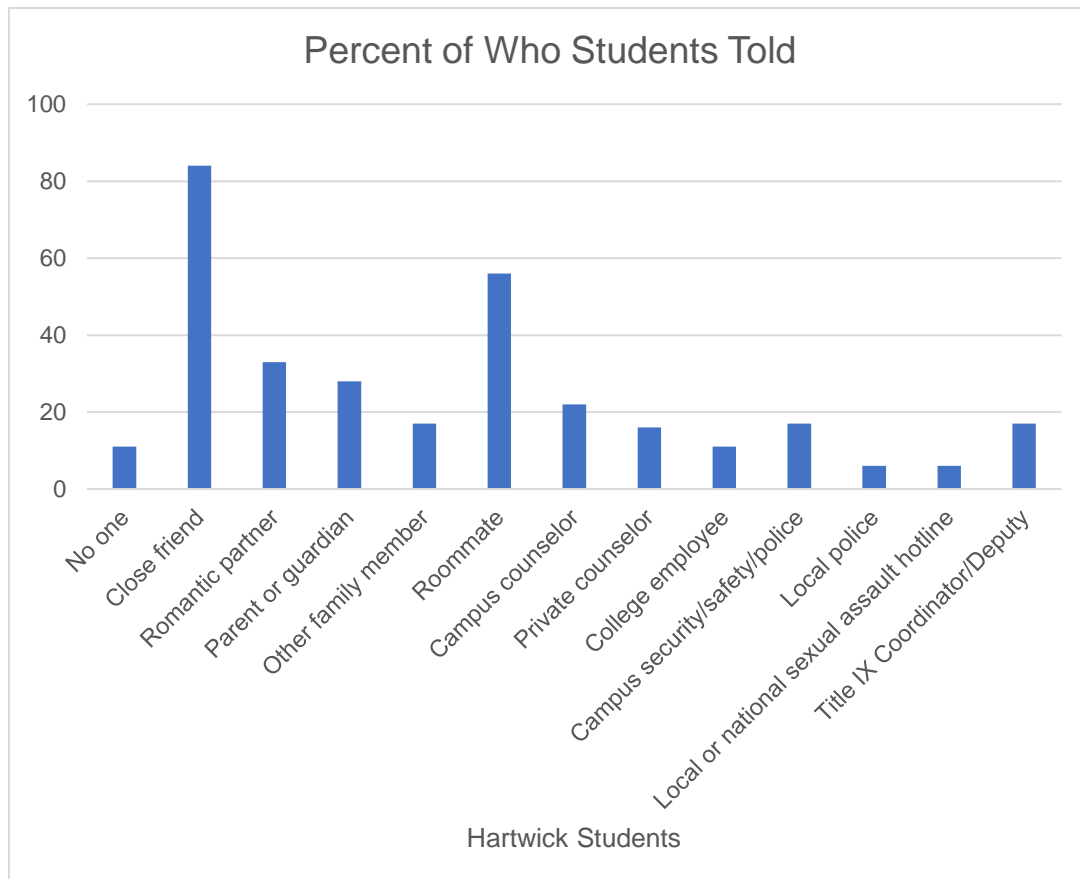
Resources on and off campus are accessible to support individuals experiencing unwanted sexual behaviors. Examples of resources available are counseling, health care, and academic assistance. The graph below compares the percent of men and women at Hartwick College.



Reporting

All students “have the right to make a report to Campus Safety, local law enforcement, and/or the New York State Police, or choose not to report; to report the incident to the College; to be protected by the College from retaliation for reporting an incident; and to receive assistance and resources from the College.” The campus community is provided contact information for reporting incidents to the official of their choice.

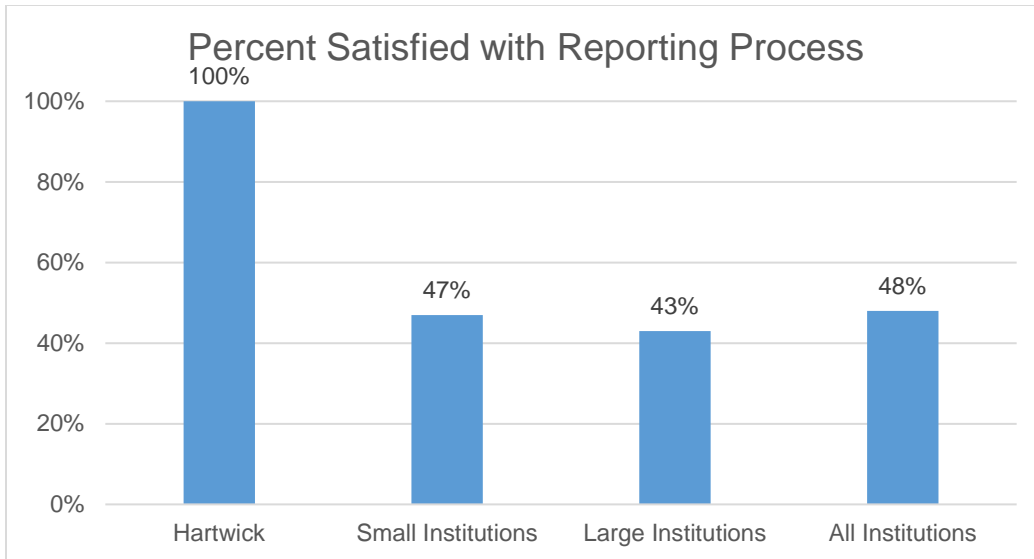
Of those who reported sexual assault, they reported to (all people told):



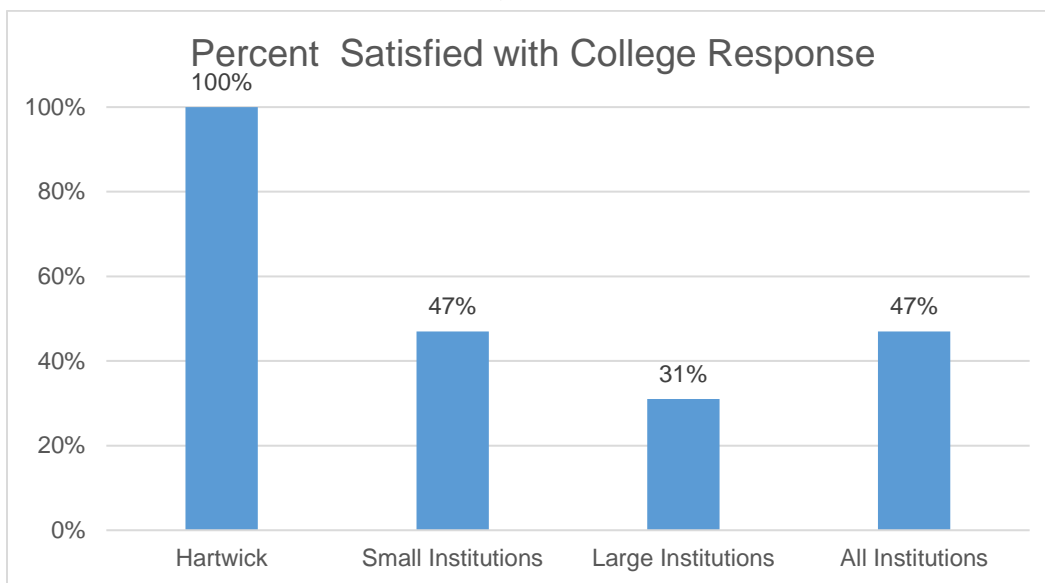
Level of Satisfaction

The percent of students responding to the survey who indicated they were Satisfied, Very Satisfied, or Unsure at This Time with the College’s process and response. The graphs illustrate the responses of Hartwick students compared to students at other institutions.

Percent of students who reported sexual assault to the College who were satisfied with the College’s process of making a report:



Percent who were satisfied with the College's response:



The College will conduct a sexual assault climate survey at least every two years in accordance with the requirements of New York Article 129-B, Enough is Enough. This data is used to shape future education and campus processes. Hartwick College is committed to a supportive, non-discriminatory learning environment.